



LAPAROSCOPIC ROUX-EN-Y BILIARY ENTERIC DRAINAGE PROCEDURES

Poschong Suesat M.D.

Historical Background

- **1880 Alexander von Winiwarter**
(impacted choledocholithiasis)
- **1887 Monastryski**
(malignant obstruction)
- **1890 Ludwig Courvoisier**
(cholecystojejunostomy)
- **1909 Robert Dahl**
(hepaticojejunostomy)

ROUX-EN-Y BILIARY ENTERIC DRAINAGE

- 1. Choledocholithiasis
(Stones impacted in the ampulla)**
- 2. Bile Duct Injury**
- 3. Choledochal cysts**
- 4. Locally advanced unresectable
perihilar tumors**
- 5. Distal cholangiocarcinoma
(periampullary tumor)**

Palliative Treatments

- **Biliary Stenting**

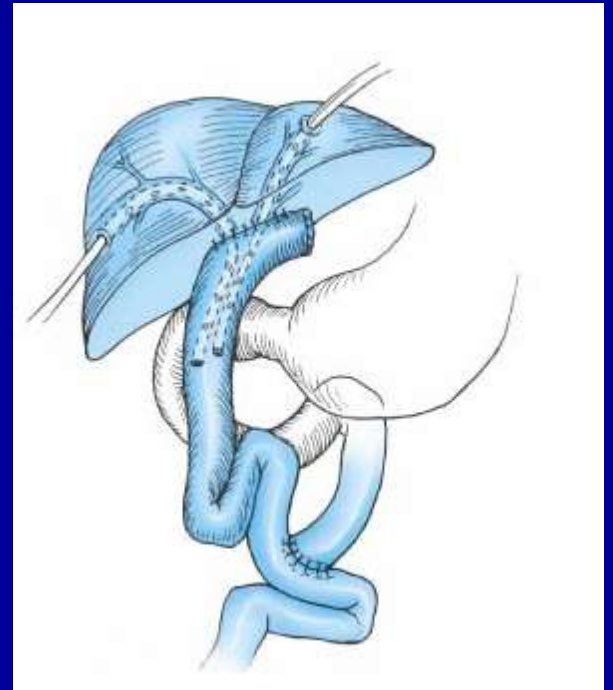
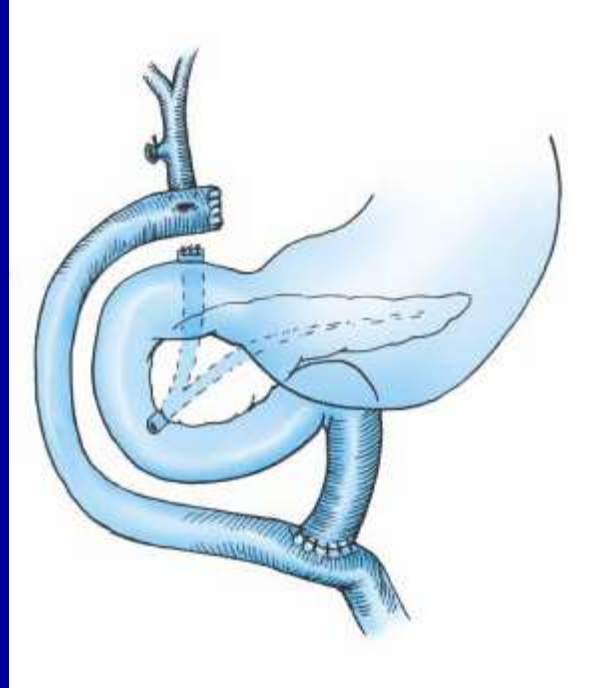
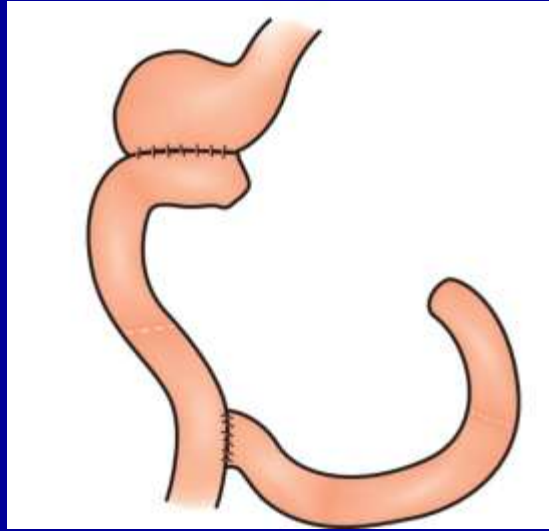
Endoscopic or percutaneous transhepatic
(unable or difficulty with the stent,
dislodgement or blockage,
recurrent obstruction , cholangitis)

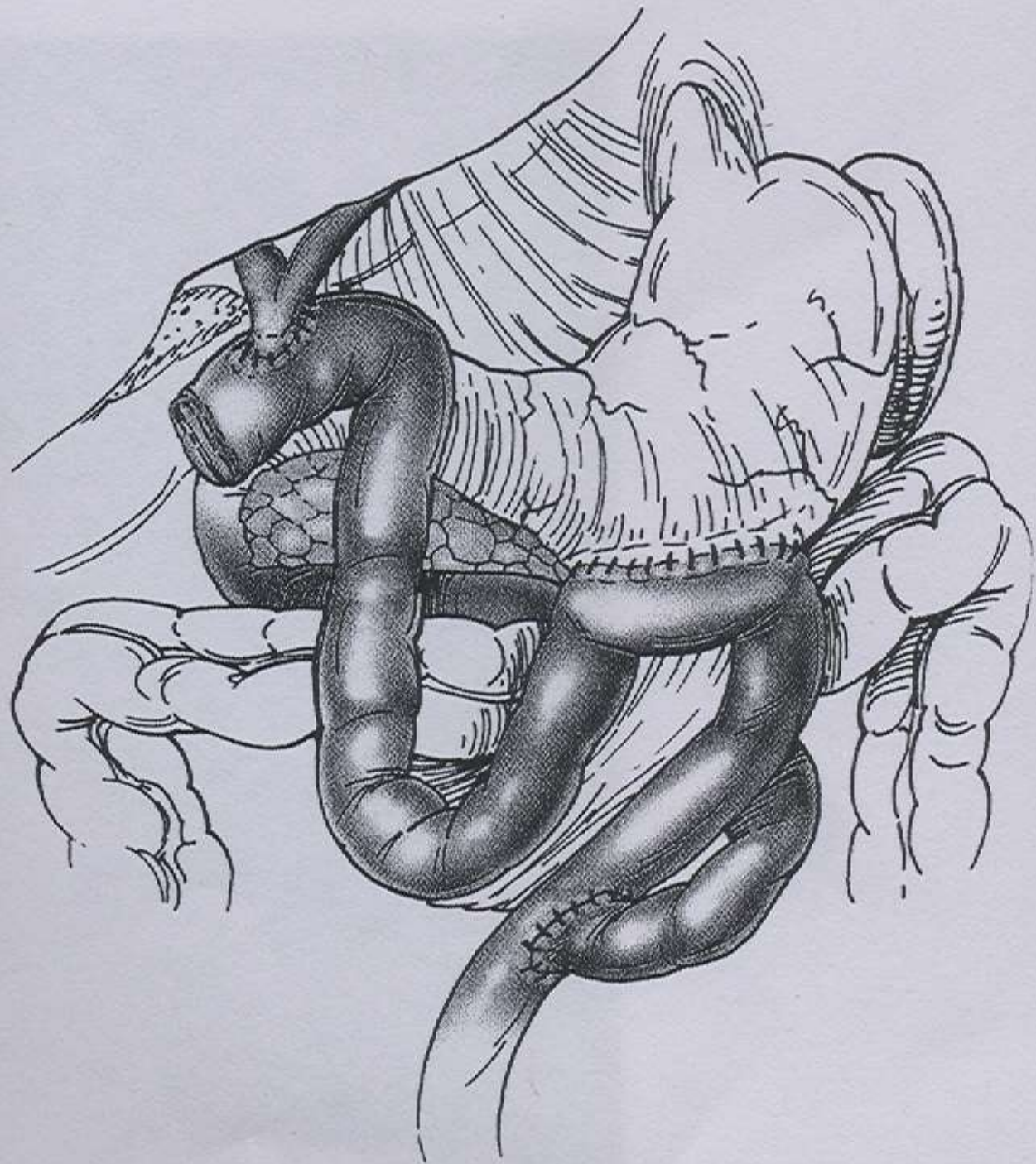
- **Surgical Bypass**

Cholecystojejunostomy

Choledochojejunostomy

Hepaticojejunostomy



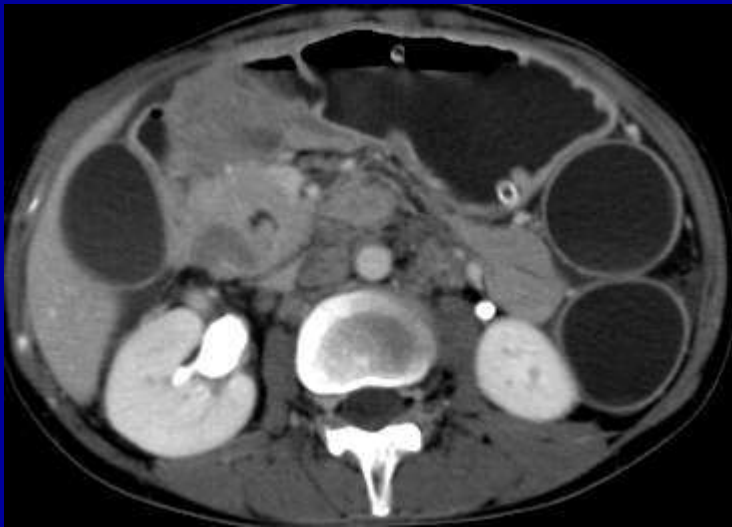


Gastric outflow obstruction

up to one third of patients with unresectable tumors develop obstructive symptoms prior to death

Prophylactic gastrojejunostomy does not add to the morbidity or mortality for palliative surgery

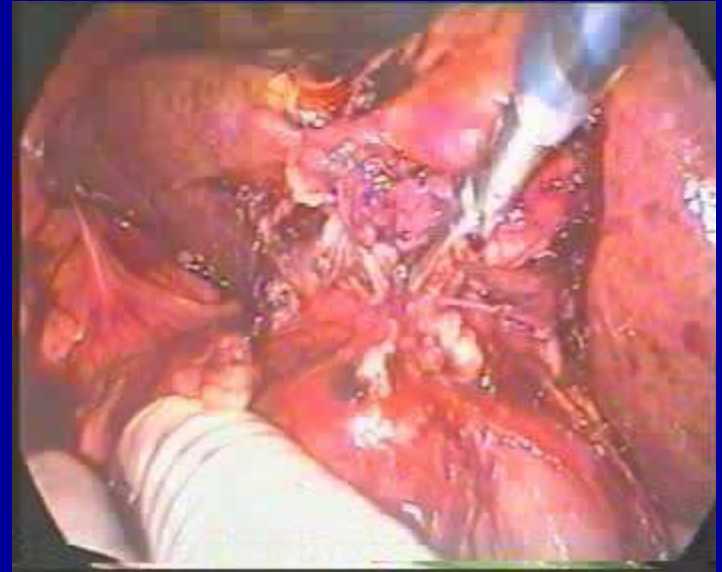
Laparoscopic Cholecystojejunostomy combined with Gastrojejunostomy



Laparoscopic Choledochojejunostomy combined with Gastrojejunostomy



Hand-assisted Hepaticojejunostomy



Thank You

for attention